

RMK400AP(-IV) RECESSED MOUNTING KIT FOR USE WITH B501AP, B501 AND B401 SENSOR BASES

DIMENSIONS

Interior Diameter:	103 mm
Exterior Diameter:	143.5 mm
Cut-out Diameter:	107 mm
Overall Height:	31 mm
Weight:	0.1Kg

FEATURES

- Reduces the depth of any System Sensor sensor mounted in a standard 102mm diameter base by up to 20mm.
- Appropriate for drywall or suspended acoustical panel ceilings.
- May be used with standard junction boxes connected to flexible conduit.
- Incorporates special mounting bracket that secures the kit and base assembly to the junction box and ceiling panel.

The System Sensor RMK400AP(-IV) recessed mounting kit provides a simple installation solution where the application demands a lower profile sensor. The RMK400AP is for white sensors, the RMK400AP-IV is for Ivory coloured sensors.

INSTALLATION

1. Insert the sensor base into the RMK400AP(-IV)
2. Line up the base screw holes with the raised screw collars located in the bottom of the unit, as detailed in Figure 2 **Mounting the Sensor Base into the RMK400AP(-IV).**

IMPORTANT

The correct screw collars need to be selected to match the type of base being used.

- (i) The short collars with the two short tabs should be aligned with the screw holes on the B501AP base.
 - (ii) The high collars with the four longer tabs should be aligned with the screw holes on the B501 and B401 bases
3. Insert the screws to hold the 2 pieces together, then place the mounting bracket onto the screws so that the legs are resting on the flange of the RMK400AP(-IV).
 4. Mount the screws to the junction box and pull the wiring through the central hole, using the springs in the bracket to secure the assembly into place, as detailed in Figure 3 **RMK400AP(-IV) Mounted in a Suspended Ceiling.**
 5. Complete the wiring in accordance with the instructions supplied with the base and plug in the sensor.




Fig 1: RMK400AP(-IV) Recessed Mounting Kit Contents




Fig 2: Mounting the Sensor Base into the RMK400AP(-IV)

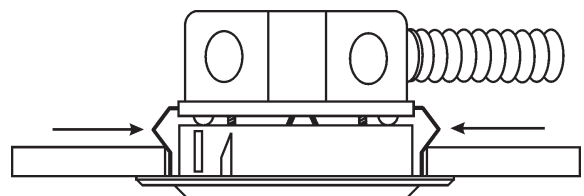


Fig 3: RMK400AP(-IV) Mounted in a Suspended Ceiling